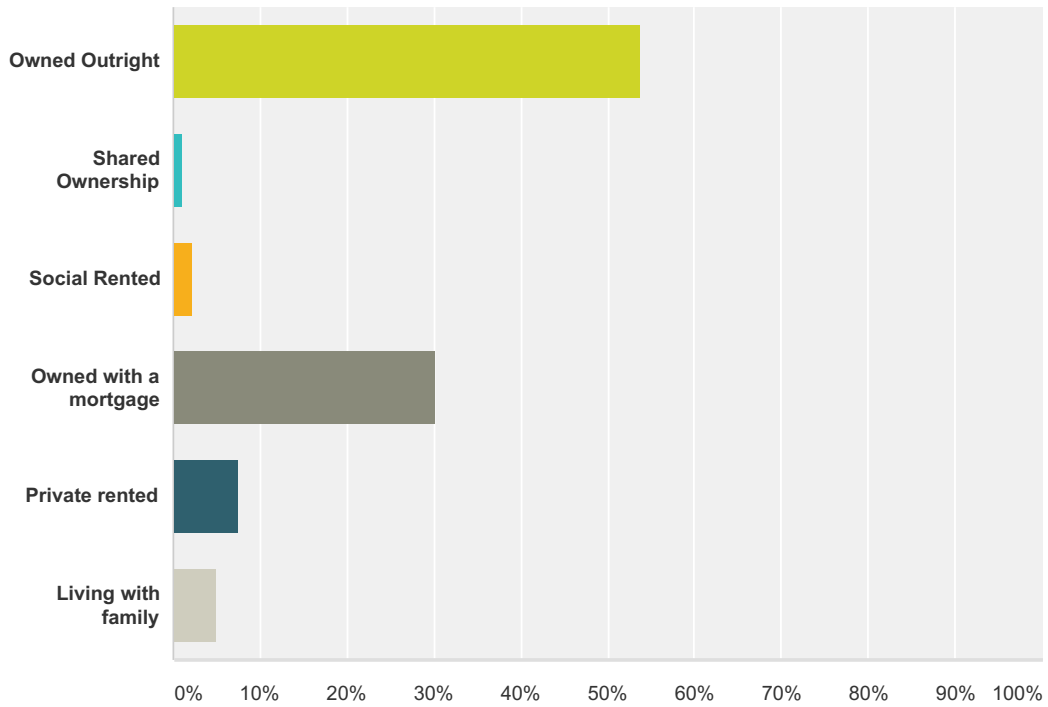


Q1 HOUSING -What sort of home do you live in now?

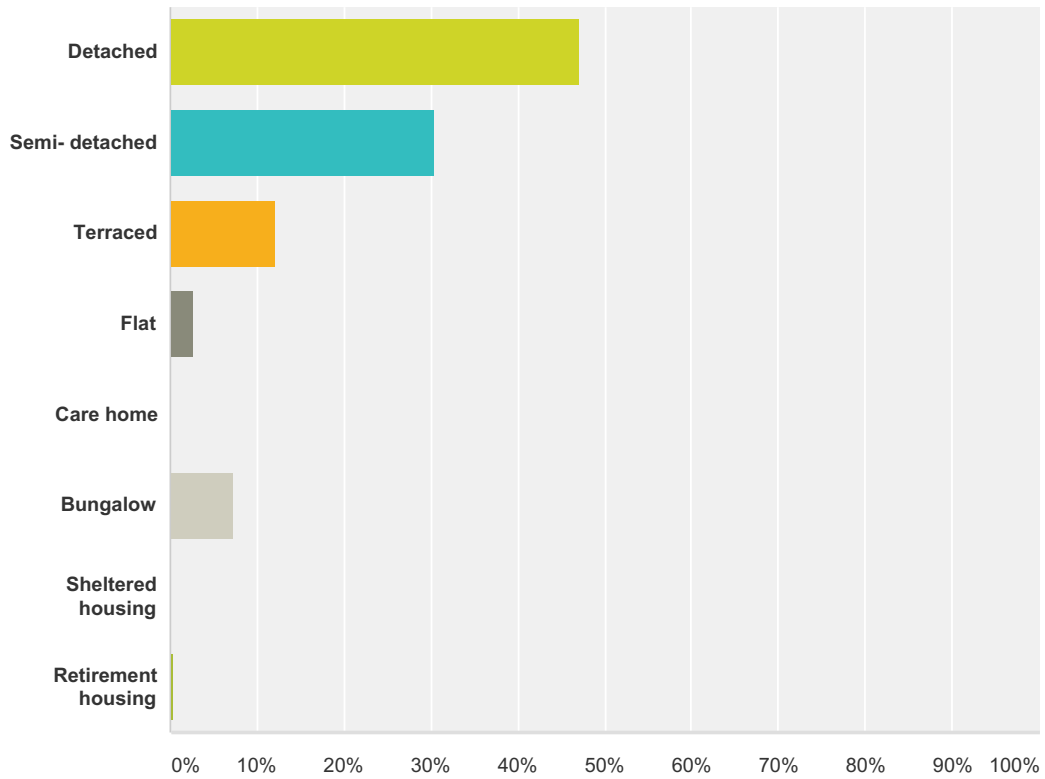
Answered: 1,390 Skipped: 9



Answer Choices	Responses
Owned Outright	53.81% 748
Shared Ownership	1.01% 14
Social Rented	2.23% 31
Owned with a mortgage	30.36% 422
Private rented	7.55% 105
Living with family	5.04% 70
Total	1,390

Q2 HOUSING: What type of home do you currently live in

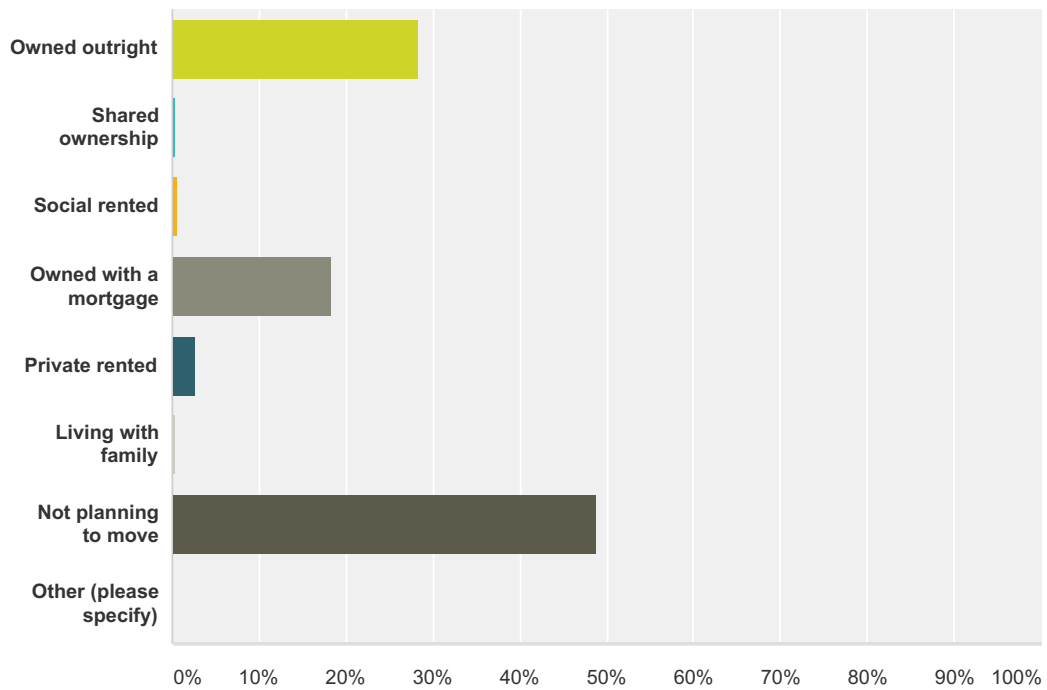
Answered: 1,356 Skipped: 43



Answer Choices	Responses
Detached	47.12% 639
Semi-detached	30.53% 414
Terraced	12.02% 163
Flat	2.65% 36
Care home	0.07% 1
Bungalow	7.23% 98
Sheltered housing	0.00% 0
Retirement housing	0.37% 5
Total	1,356

Q3 HOUSING: What do you envisage for your next home

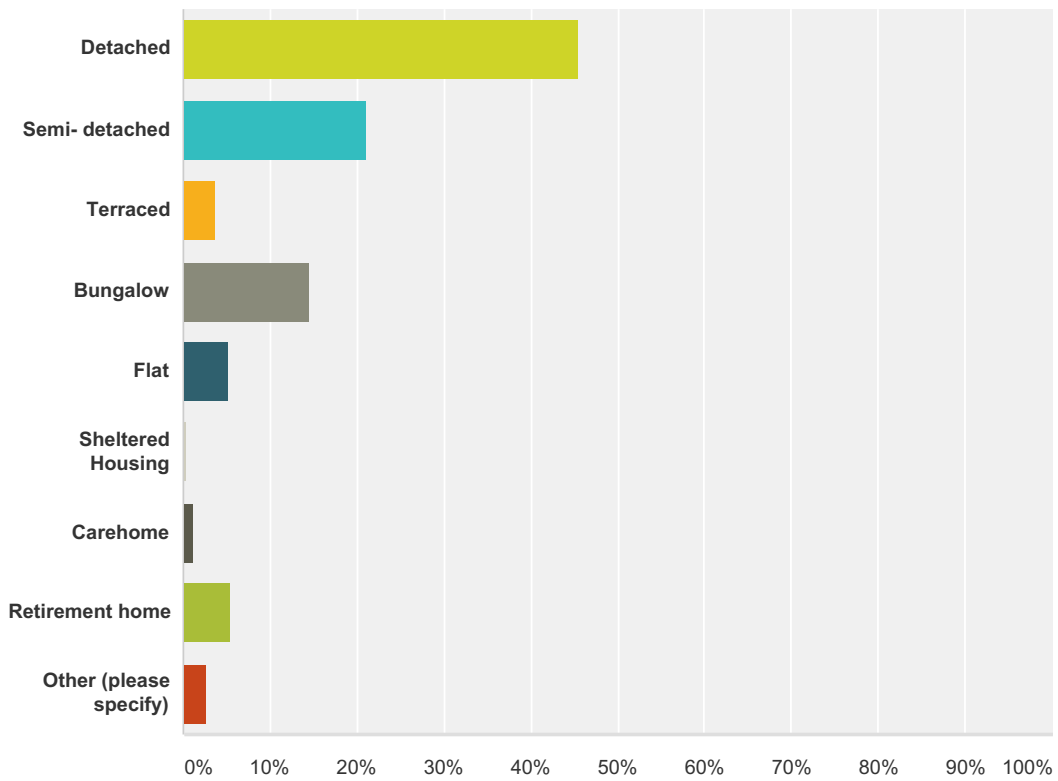
Answered: 1,377 Skipped: 22



Answer Choices	Responses
Owned outright	28.32% 390
Shared ownership	0.51% 7
Social rented	0.73% 10
Owned with a mortgage	18.30% 252
Private rented	2.76% 38
Living with family	0.36% 5
Not planning to move	48.95% 674
Other (please specify)	0.07% 1
Total	1,377

Q4 HOUSING: What type of house do you envisage for your next home

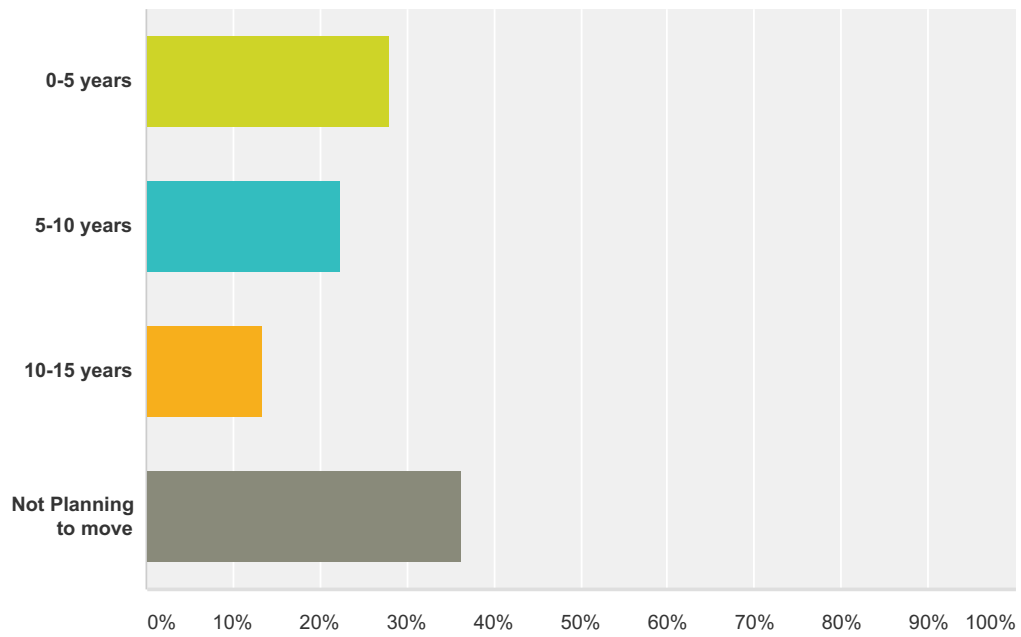
Answered: 790 Skipped: 609



Answer Choices	Responses	Count
Detached	45.44%	359
Semi-detached	21.14%	167
Terraced	3.80%	30
Bungalow	14.68%	116
Flat	5.19%	41
Sheltered Housing	0.38%	3
Carehome	1.27%	10
Retirement home	5.44%	43
Other (please specify)	2.66%	21
Total		790

Q5 HOUSING: Do you think you might move home in...

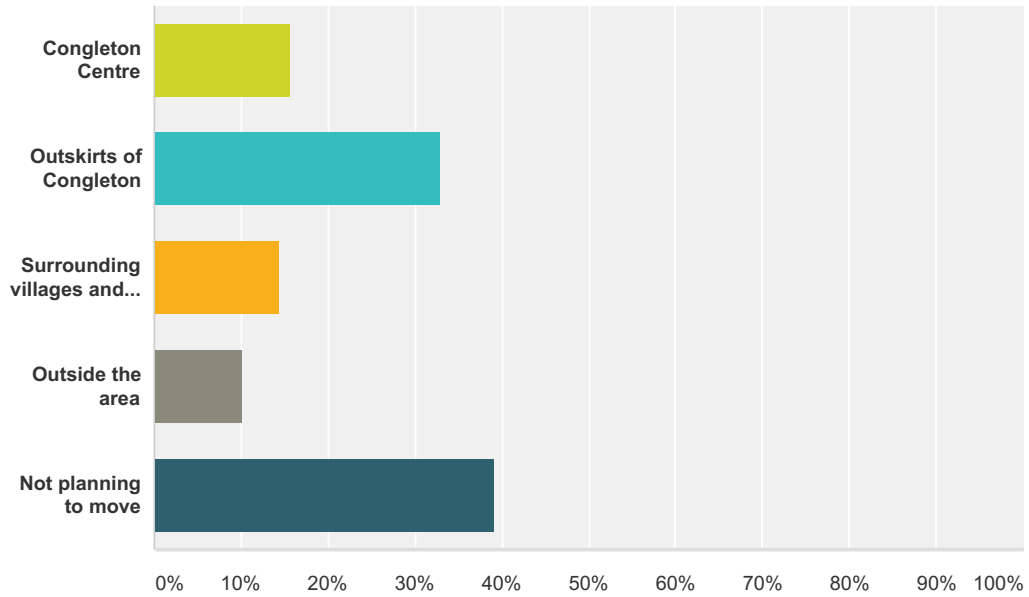
Answered: 1,239 Skipped: 160



Answer Choices	Responses	Count
0-5 years	27.93%	346
5-10 years	22.44%	278
10-15 years	13.32%	165
Not Planning to move	36.32%	450
Total		1,239

Q6 Where will you look for a new home

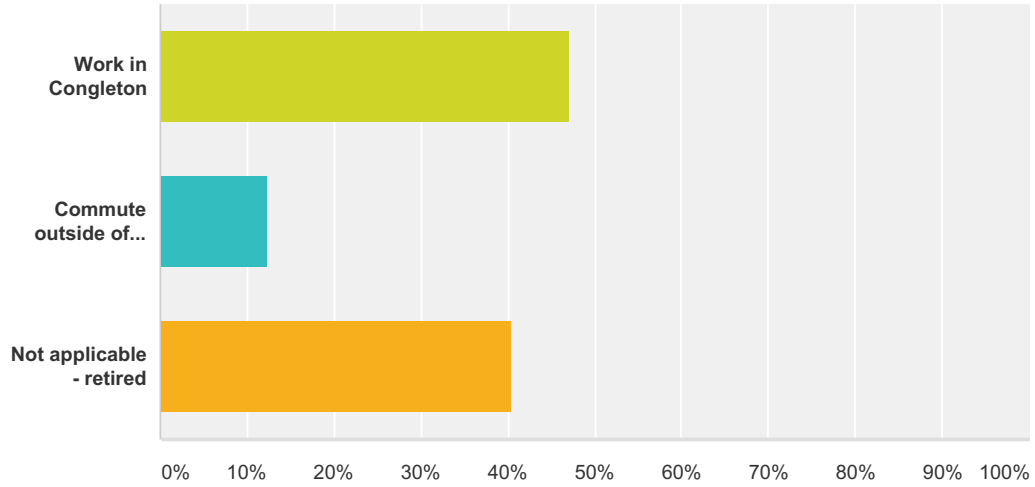
Answered: 1,056 Skipped: 343



Answer Choices	Responses
Congleton Centre	15.72% 166
Outskirts of Congleton	33.05% 349
Surrounding villages and countryside	14.39% 152
Outside the area	10.32% 109
Not planning to move	39.20% 414
Total Respondents: 1,056	

Q7 ECONOMIC DEVELOPMENT: - Creating employment opportunities and employment land to allow our companies to grow and prosper.... Would you prefer to

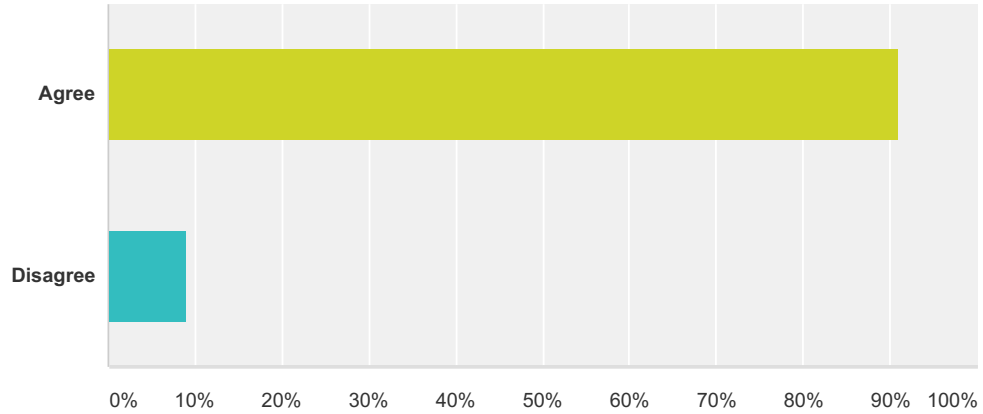
Answered: 1,385 Skipped: 14



Answer Choices	Responses
Work in Congleton	47.15% 653
Commute outside of Congleton for work	12.42% 172
Not applicable - retired	40.43% 560
Total	1,385

Q8 ECONOMIC DEVELOPMENT: - If new land is to be allocated for jobs, it should be near to the Link Road and easy access to the Motorway

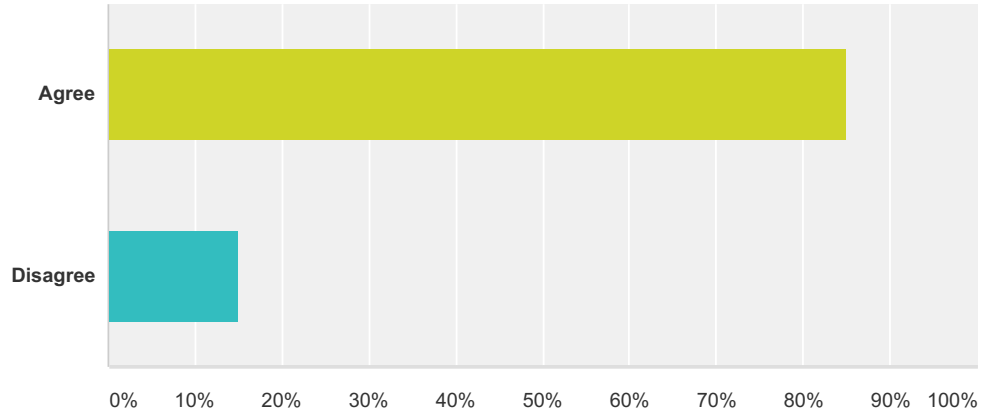
Answered: 1,350 Skipped: 49



Answer Choices	Responses
Agree	91.11% 1,230
Disagree	8.89% 120
Total	1,350

Q9 ECONOMIC DEVELOPMENT: Land needs to be allocated for employment and job growth to protect it from being consumed by housing

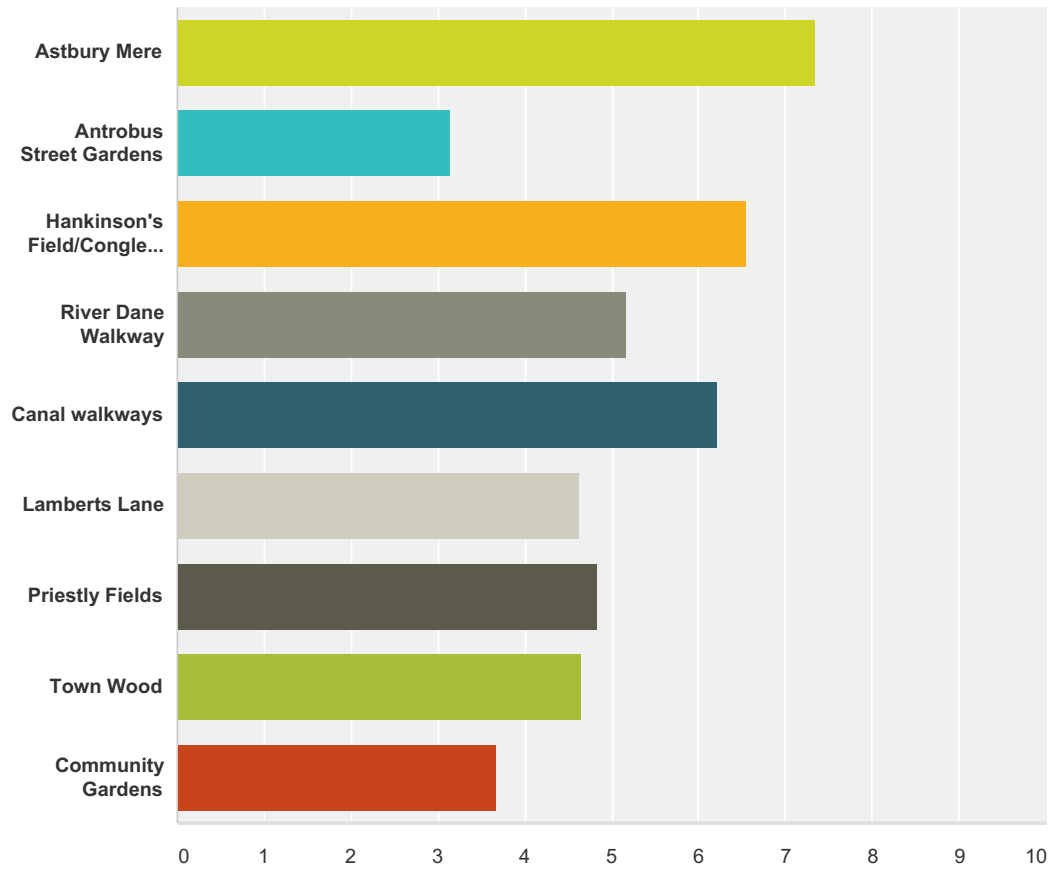
Answered: 1,309 Skipped: 90



Answer Choices	Responses
Agree	85.03% 1,113
Disagree	14.97% 196
Total	1,309

Q10 SUSTAINABILITY: - preserving our green spaces and enhancing our environment. Which of these green spaces are most important to you - rank them (1 most important to 9 least important) - hint - you can only use each number once

Answered: 1,313 Skipped: 86



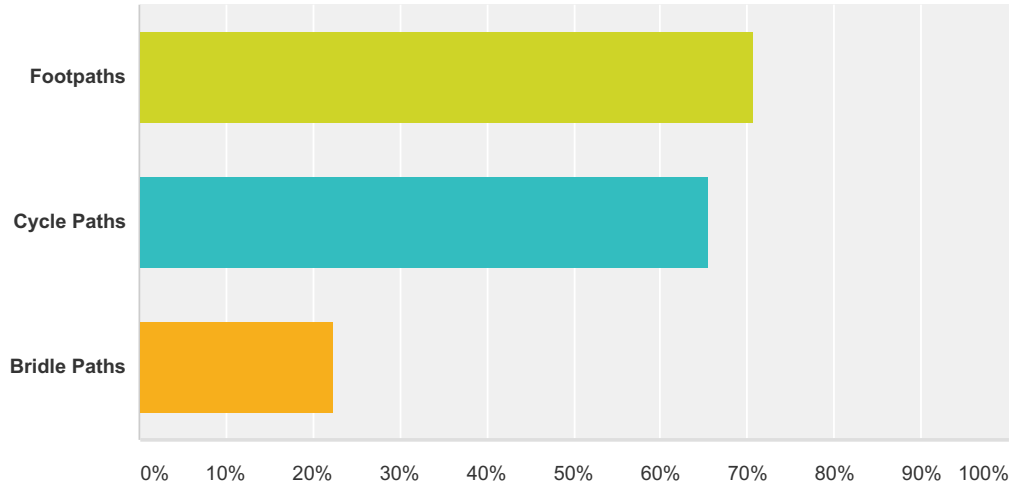
	1	2	3	4	5	6	7	8	9	Total	Score
Astbury Mere	41.17% 513	21.11% 263	12.04% 150	8.35% 104	5.70% 71	3.61% 45	3.29% 41	2.33% 29	2.41% 30	1,246	7.34
Antrobus Street Gardens	1.91% 21	3.74% 41	3.56% 39	5.93% 65	10.30% 113	11.76% 129	14.68% 161	18.14% 199	29.99% 329	1,097	3.16
Hankinson's Field/Congleton Park	25.40% 304	20.38% 244	13.62% 163	11.19% 134	9.52% 114	6.43% 77	4.76% 57	5.01% 60	3.68% 44	1,197	6.55
River Dane Walkway	4.63% 53	9.53% 109	16.61% 190	16.78% 192	15.47% 177	12.76% 146	11.10% 127	7.60% 87	5.51% 63	1,144	5.17
Canal walkways	14.47% 175	19.11% 231	20.51% 248	13.32% 161	11.58% 140	7.28% 88	6.04% 73	3.80% 46	3.89% 47	1,209	6.23
Lamberts Lane	8.37% 92	11.19% 123	10.19% 112	11.01% 121	8.83% 97	10.10% 111	10.83% 119	14.10% 155	15.38% 169	1,099	4.63

Congleton Neighbourhood Plan - Initial Questionnaire May 2015

Priestly Fields	7.44% 82	9.98% 110	11.80% 130	13.16% 145	11.89% 131	11.89% 131	11.89% 131	11.43% 126	10.53% 116	1,102	4.84
Town Wood	3.91% 43	9.01% 99	11.10% 122	11.83% 130	13.92% 153	15.29% 168	16.74% 184	10.46% 115	7.73% 85	1,099	4.66
Community Gardens	1.55% 17	3.56% 39	6.84% 75	9.58% 105	10.49% 115	16.15% 177	15.15% 166	21.44% 235	15.24% 167	1,096	3.68

Q11 SUSTAINABILITY: Which of the following should we have more of (you can tick more than one box)

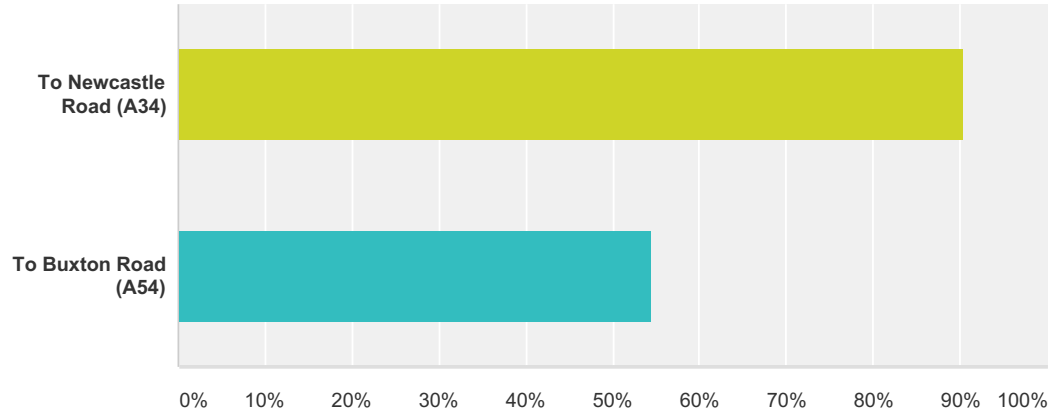
Answered: 1,354 Skipped: 45



Answer Choices	Responses	Count
Footpaths	70.83%	959
Cycle Paths	65.51%	887
Bridle Paths	22.38%	303
Total Respondents: 1,354		

Q12 TRANSPORT: - Improving travel in and around Congleton. Do you think the Link Road should be extended (tick one, both or neither)

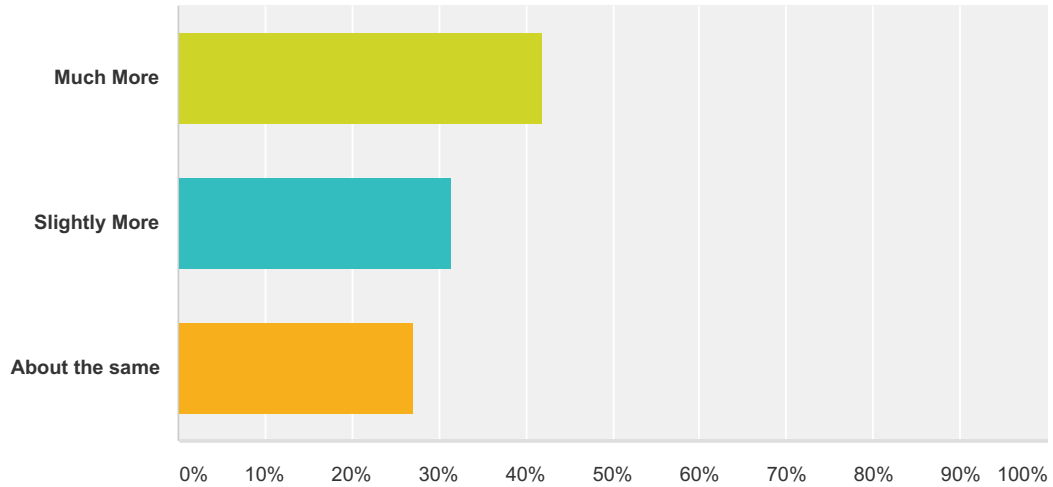
Answered: 1,196 Skipped: 203



Answer Choices	Responses
To Newcastle Road (A34)	90.30% 1,080
To Buxton Road (A54)	54.52% 652
Total Respondents: 1,196	

Q13 TRANSPORT: - If walking/cycling routes were to be improved (such as making them safer, easier, clear signage etc) would this encourage you to walk or cycle more than you do at present?

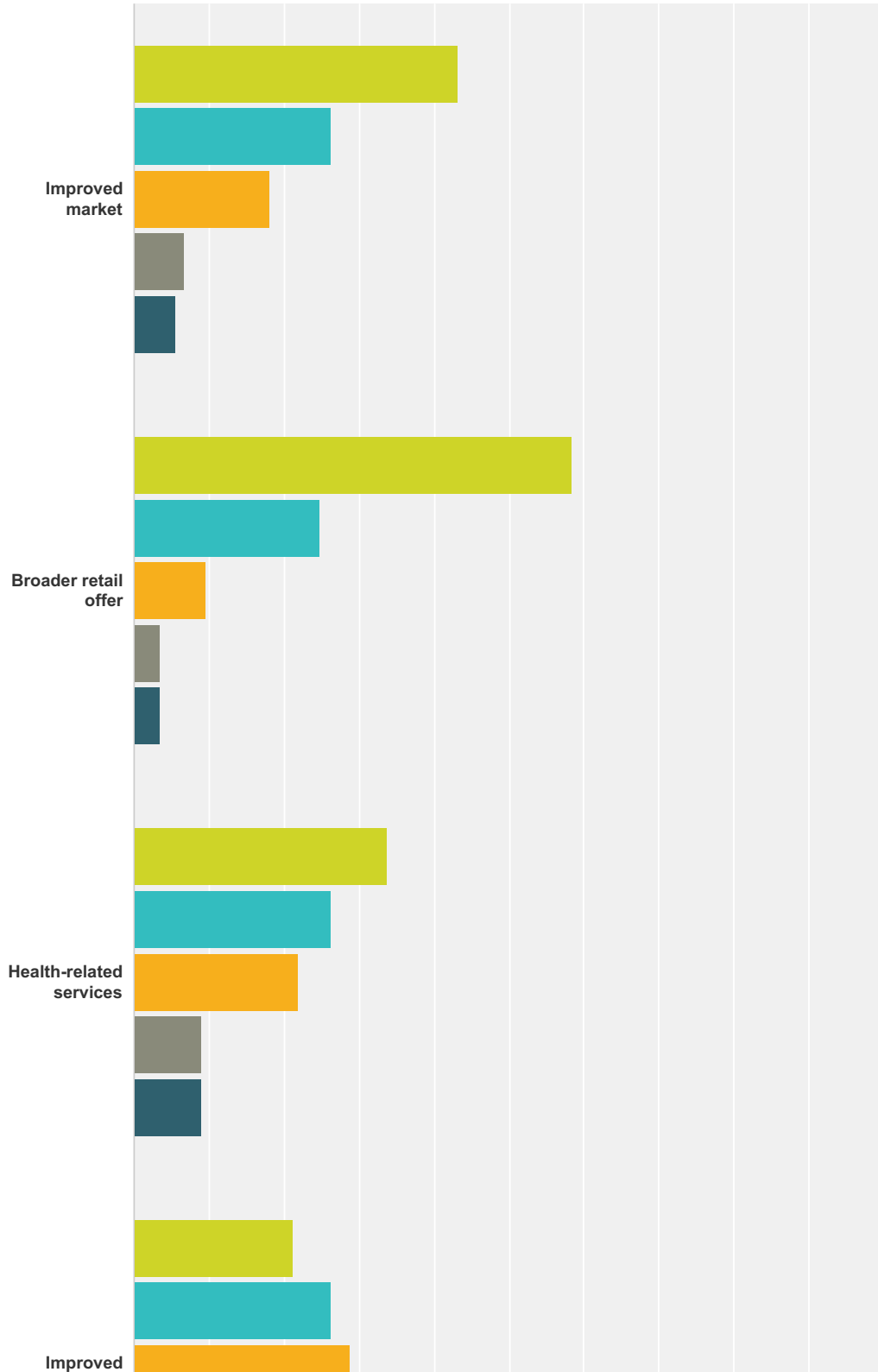
Answered: 1,346 Skipped: 53



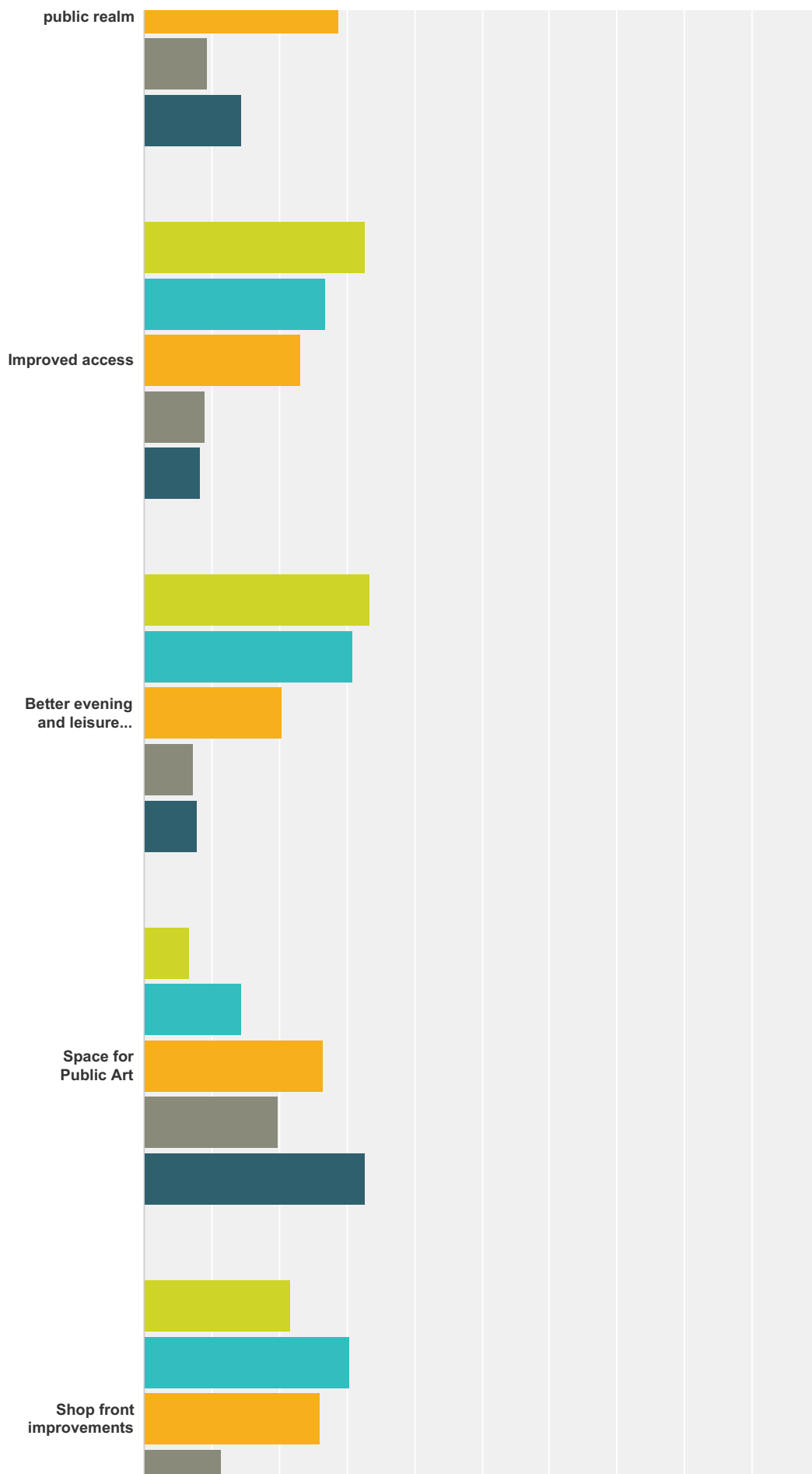
Answer Choices	Responses
Much More	41.90% 564
Slightly More	31.50% 424
About the same	27.04% 364
Total Respondents: 1,346	

Q14 TOWN CENTRE & HERITAGE: How important are the following for the successful development of the Town Centre Rate from very Important to least important

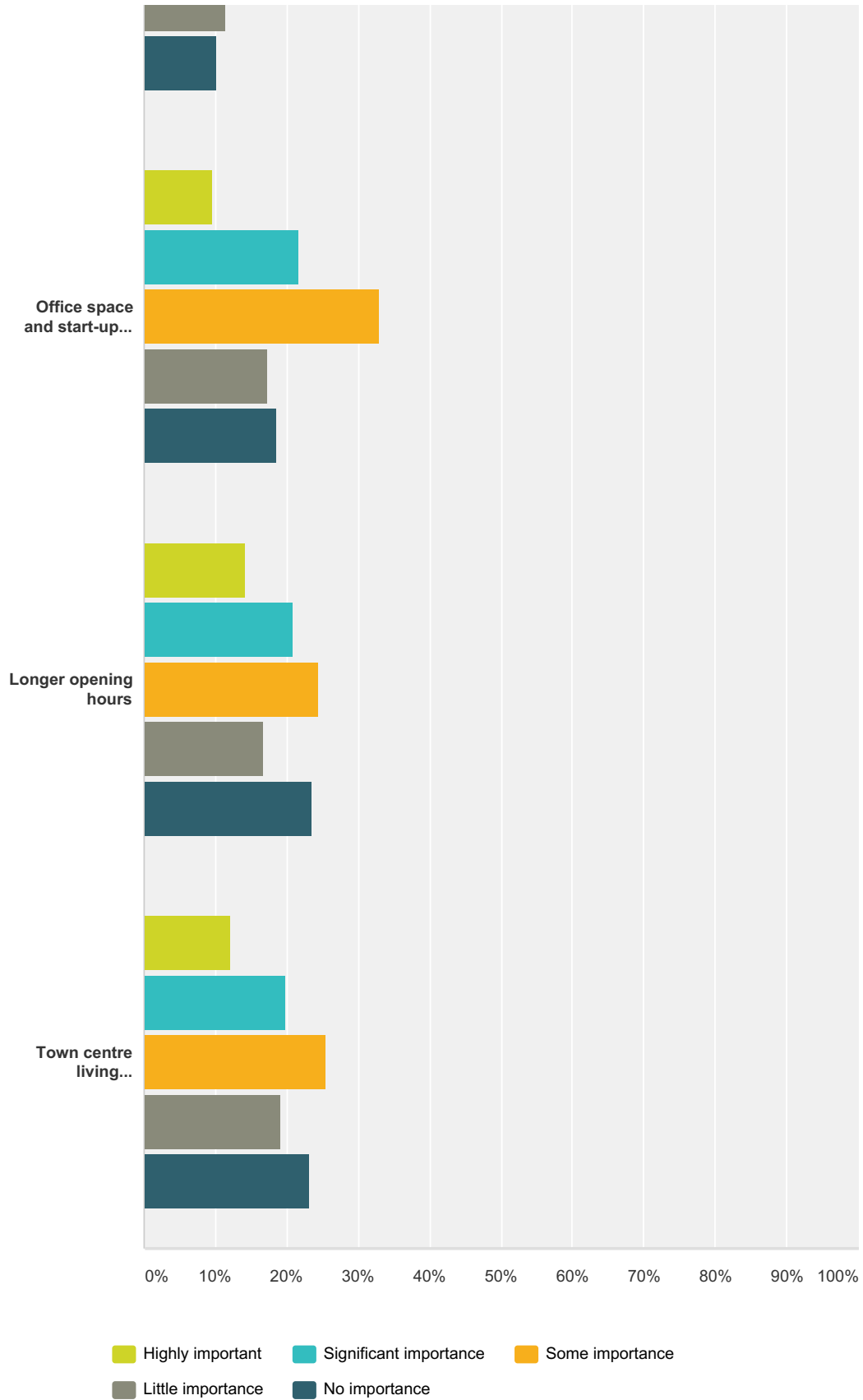
Answered: 1,346 Skipped: 53



Congleton Neighbourhood Plan - Initial Questionnaire May 2015



Congleton Neighbourhood Plan - Initial Questionnaire May 2015



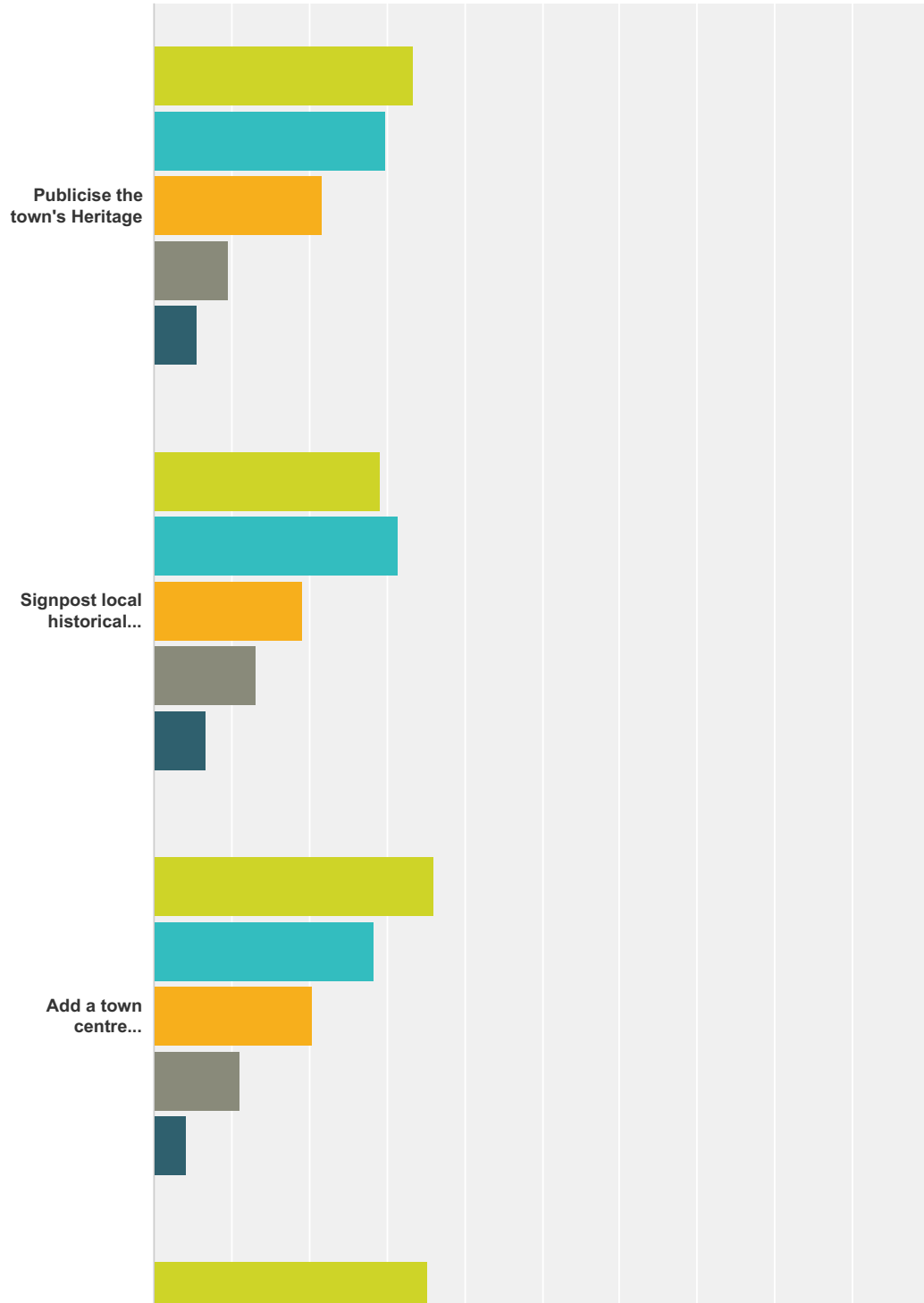
	Highly important	Significant importance	Some importance	Little importance	No importance	Total
--	------------------	------------------------	-----------------	-------------------	---------------	-------

Congleton Neighbourhood Plan - Initial Questionnaire May 2015

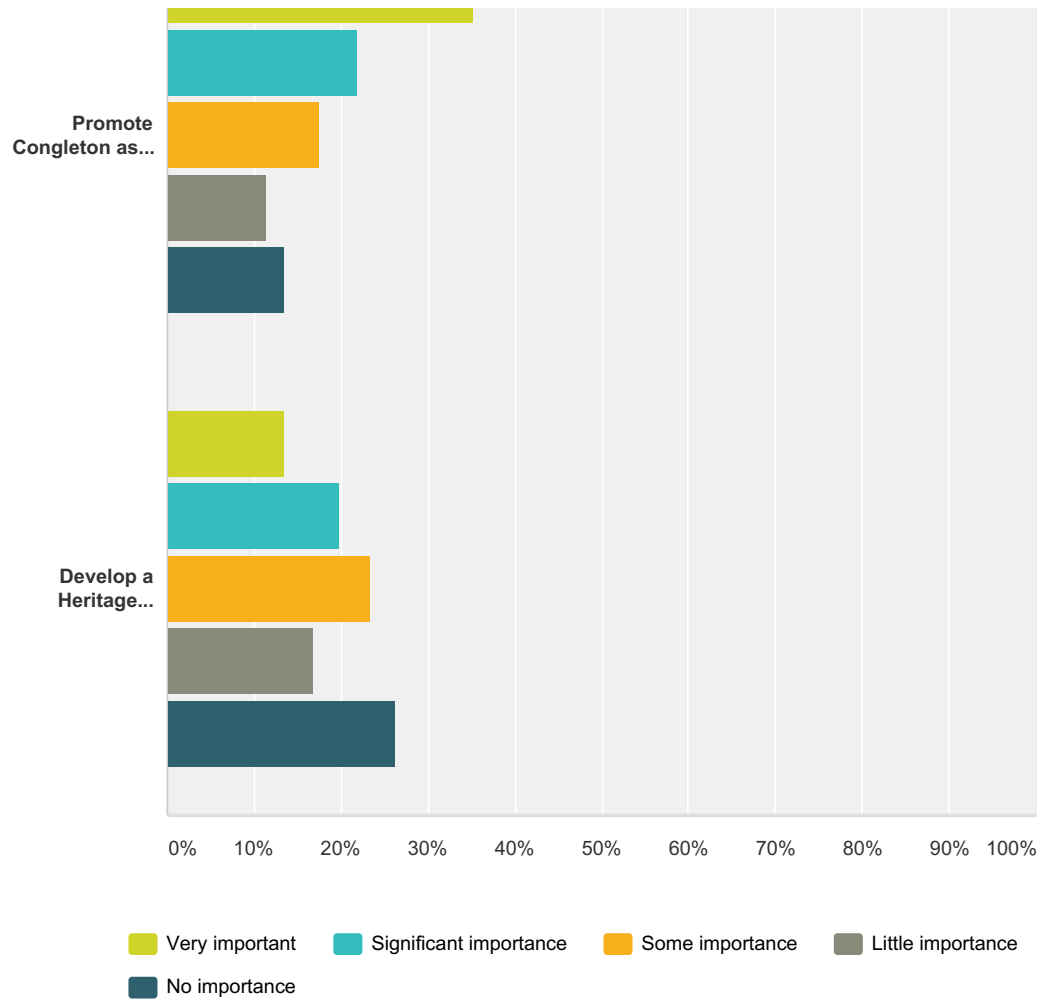
Improved market	43.26% 497	26.37% 303	18.10% 208	6.61% 76	5.66% 65	1,149
Broader retail offer	58.48% 710	24.79% 301	9.56% 116	3.62% 44	3.54% 43	1,214
Health-related services	33.72% 345	26.39% 270	21.99% 225	8.90% 91	8.99% 92	1,023
Improved public realm	21.23% 193	26.29% 239	28.82% 262	9.35% 85	14.30% 130	909
Improved access	32.67% 330	26.93% 272	23.17% 234	8.91% 90	8.32% 84	1,010
Better evening and leisure facilities	33.40% 356	30.96% 330	20.45% 218	7.22% 77	7.97% 85	1,066
Space for Public Art	6.70% 56	14.35% 120	26.44% 221	19.74% 165	32.78% 274	836
Shop front improvements	21.71% 218	30.58% 307	26.10% 262	11.45% 115	10.16% 102	1,004
Office space and start-up units	9.57% 82	21.70% 186	32.91% 282	17.27% 148	18.55% 159	857
Longer opening hours	14.25% 125	20.98% 184	24.52% 215	16.65% 146	23.60% 207	877
Town centre living accommodation	12.21% 104	19.84% 169	25.47% 217	19.25% 164	23.24% 198	852

Q15 TOWN CENTRE & HERITAGE: What aspects of Congleton's heritage would you most like to see developed - from very important to least important important are the following for the successful development of the Town Centre. Rate from 1 - very important to 5 least important

Answered: 1,264 Skipped: 135



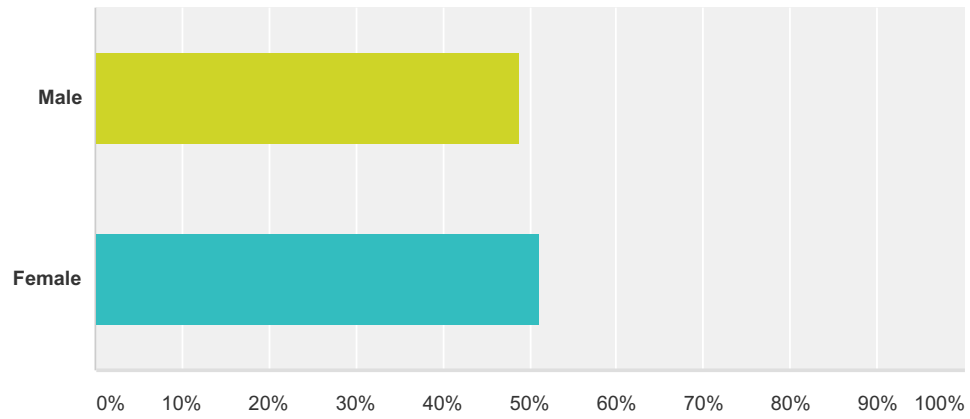
Congleton Neighbourhood Plan - Initial Questionnaire May 2015



	Very important	Significant importance	Some importance	Little importance	No importance	Total
Publicise the town's Heritage	33.36% 385	29.81% 344	21.75% 251	9.53% 110	5.55% 64	1,154
Signpost local historical places of interest	29.31% 338	31.57% 364	19.25% 222	13.18% 152	6.68% 77	1,153
Add a town centre buildings and green heritage trail	36.10% 418	28.41% 329	20.38% 236	10.97% 127	4.15% 48	1,158
Promote Congleton as a visitor destination	35.32% 409	21.93% 254	17.62% 204	11.49% 133	13.64% 158	1,158
Develop a Heritage Quarter	13.49% 143	19.91% 211	23.30% 247	16.98% 180	26.32% 279	1,060

Q16 About You! Are you

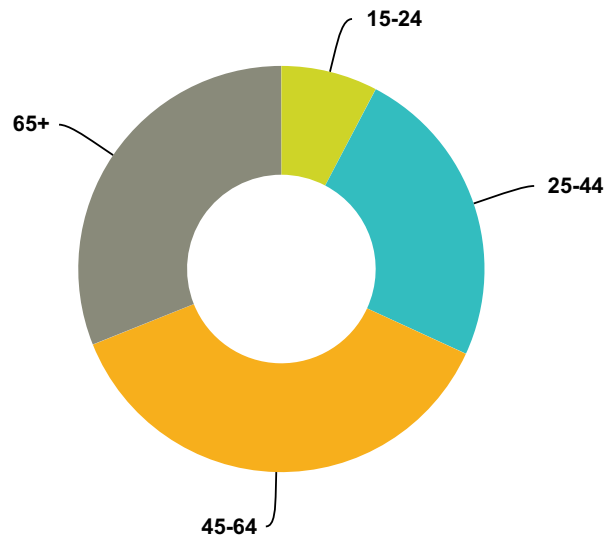
Answered: 1,371 Skipped: 28



Answer Choices	Responses	Count
Male	48.87%	670
Female	51.13%	701
Total		1,371

Q17 What age group do you fit into

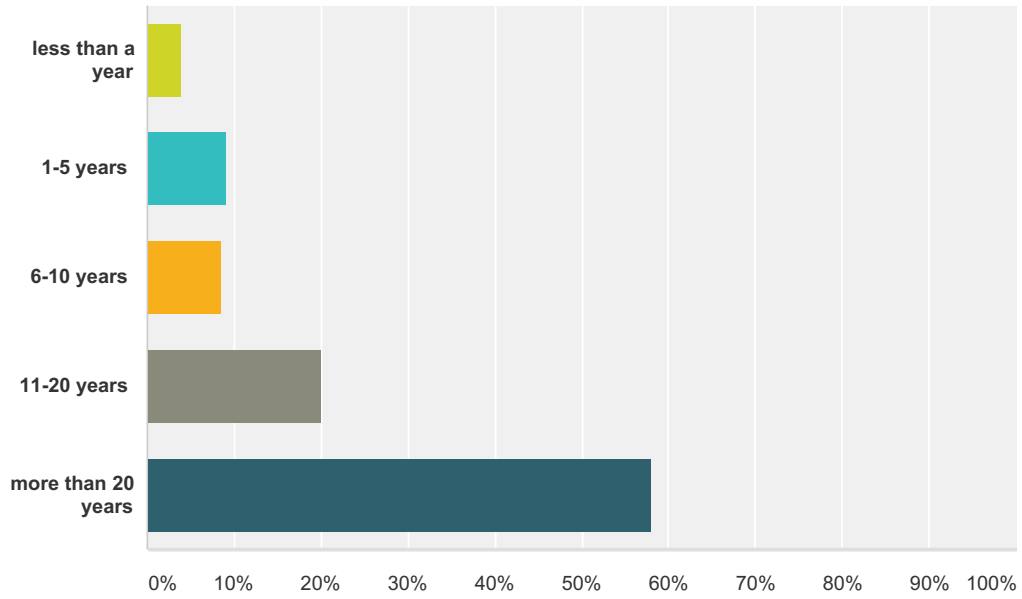
Answered: 1,378 Skipped: 21



Answer Choices	Responses	
15-24	7.69%	106
25-44	24.17%	333
45-64	37.08%	511
65+	31.06%	428
Total		1,378

Q20 How long have you lived in Congleton

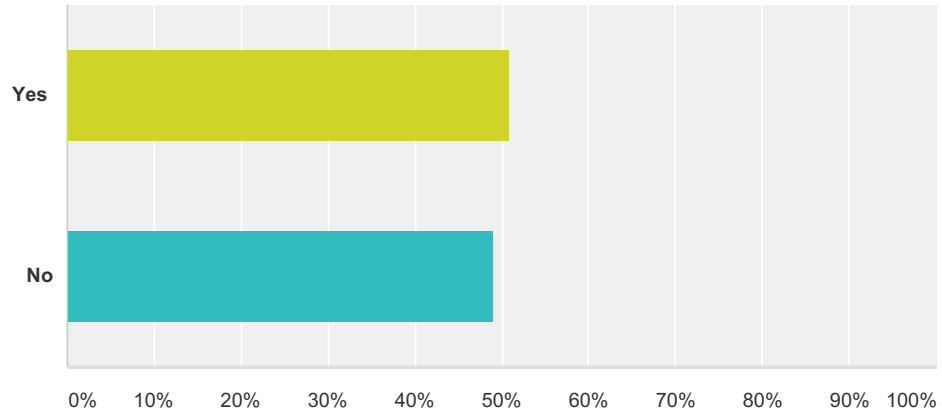
Answered: 1,287 Skipped: 112



Answer Choices	Responses
less than a year	3.89% 50
1-5 years	9.25% 119
6-10 years	8.62% 111
11-20 years	20.12% 259
more than 20 years	58.12% 748
Total	1,287

Q21 Would you be willing to answer more detailed questions to help with the Neighbourhood Plan development

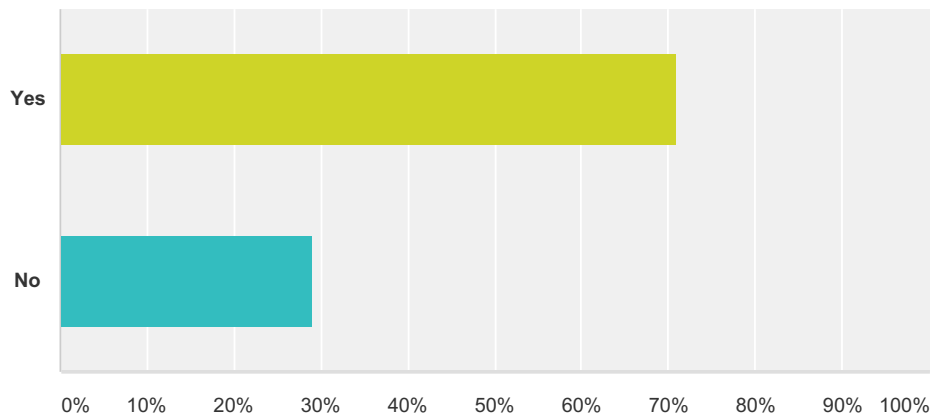
Answered: 687 Skipped: 712



Answer Choices	Responses	
Yes	50.95%	350
No	49.05%	337
Total		687

Q23 Would you like to be entered into the Prize Draw

Answered: 1,139 Skipped: 260



Answer Choices	Responses
Yes	71.03% 809
No	28.97% 330
Total	1,139